

■ Datasheet: Motor Protection Switches Series BE5



■ SCHRACK-INFO

- Motor protection switch 3-pole from 0.16A up to 32A
- Class 10
- Optional auxiliary contact blocks available

■ Technical datas

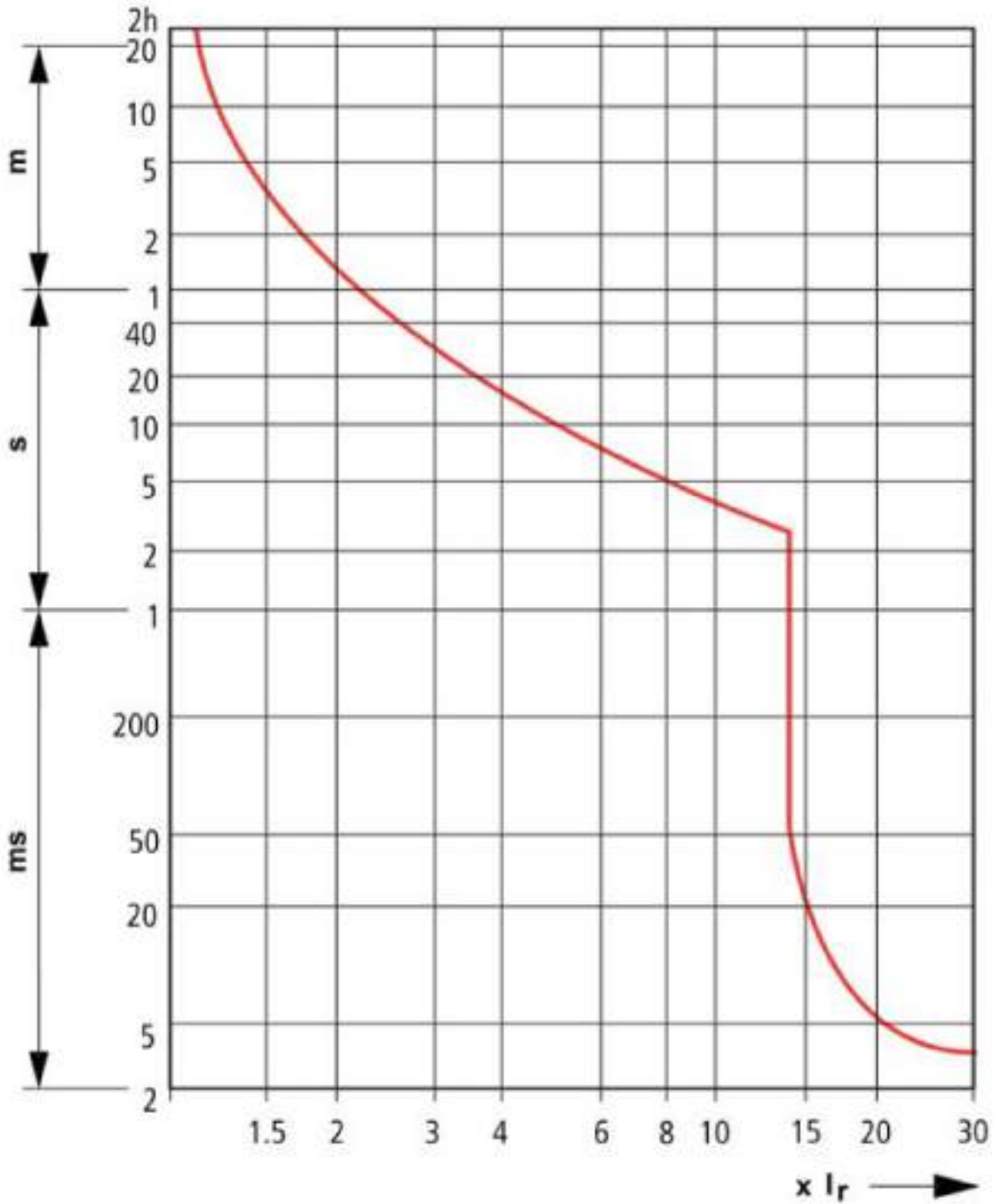
Standards		EN 60647, IEC 60947
Rated current I_n		0,1 - 25A
Rated interrupting current = rated operational current $I_n = I_c$		25A or current setting of the overcurrent release
Rated operational voltage U_n		690VAC
Rated frequency		40 - 60Hz
Tripping	Overload	adjustable 0,5 - 1 x I_n
	Short circuit	set permanently on 14 x I_n
Phase failure protection		Yes
Tripping capacity	0,1 - 10A	0,1 - 10A: inherently stable (100kA)
	10 - 16A	50kA
	16 - 25A	16kA
Direction of electric current		any
Rated impulse withstand voltage U_{imp}		6000VAC
Overvoltage category		III
Current heat loss (3 pole at operating temperature)		5W
Lifetime	mechanical	10.000 operations
	electrical [AC-3At 400V]	10.000 operations
Maximum operating frequency		40 operations per hour
Short-circuit rating	AC-3 (up to 690V)	25A
	DC-5 (up to 250V)	25A (3 contacts in series)

Rated making capacity	$\cos \varphi = 0.45$	230 - 690VAC	110A
Rated breaking capacity	$\cos \varphi = 0.45$	230VAC	90A
	$\cos \varphi = 0.45$	400VAC	90A
	$\cos \varphi = 0.45$	500VAC	64A
	$\cos \varphi = 0.45$	690VAC	54A
Rated operational current enclosed, not enclosed I _n	AC-1-application	230VAC	16A
		400VAC	16A
		440VAC	16A
		500VAC	16A
		690VAC	16A
	AC-3-application	230VAC	8.7A
		400VAC	8.8A
		440VAC	7.7A
		500VAC	6.4A
		690VAC	4.8A
	AC-4-application	230VAC	6.6A
		400VAC	6.6A
		440VAC	6A
		500VAC	5A
		690VAC	3.4A

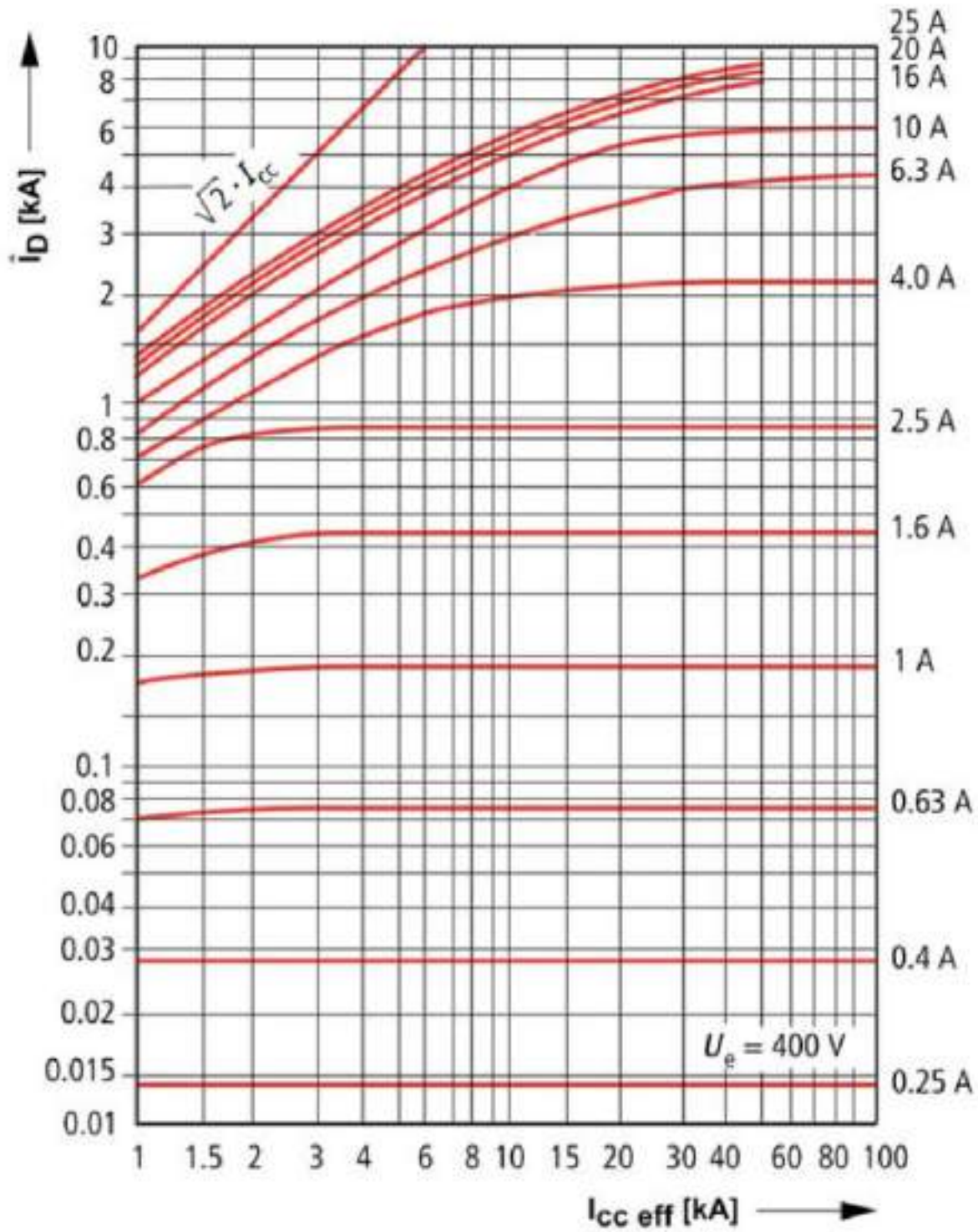
Degree of protection	Device	Device IP20
	Terminations	Terminations IP00
Protection against direct contact		Finger and back-of-hand proof
Mechanical shock resistance half-sinusoidal shock 10ms to IEC 60068-2-27		25g
Altitude		max. 2000m
Climatic proofing		Damp heat, constant, to IEC 60068-2-78
		Damp heat, cyclic, to IEC 60068-2-30
Pollution degree		3
Ambient temperature		Stock -25°C up to 80°C
		Not enclosed -25°C up to 55°C
		Enclosed -25°C up to 40°C
Terminals	Screw-terminals	Single wire 1 x 1 - 6mm ² / 2 x 1 - 2.5mm ² Flexible with ferrule 1 x 1 - 4mm ² / 2 x 1 - 2.5mm ²
Torque		Mainly 1.7Nm

Article	max. rated operational power AC-3					Continuous rated current I _n	Setting range	
	220V, 230V, 240V P [kW]	380V, 400V, 415V P [kW]	440V P [kW]	500V P [kW]	660V, 690V P [kW]		Overload tripping I _n	Short circuit tripping I _{sc}
BE500160	-	-	-	-	0.05	0.16	0.1 - 0.16	2.2
BE500250	-	0.05	0.05	0.05	0.12	0.25	0.16 - 0.25	3.5
BE500400	0.05	0.09	0.12	0.12	0.18	0.4	0.25 - 0.4	5.6
BE900630	0.09	0.12	0.18	0.25	0.25	0.63	0.4 - 0.63	8.8
BE501000	0.12	0.25	0.25	0.37	0.55	1	0.63 - 1	14
BE501600	0.25	0.55	0.55	0.75	1.1	1.6	1 - 1.6	22
BE502500	0.37	0.75	1.1	1.1	1.5	2.5	1.6 - 2.5	35
BE504000	0.75	1.5	1.5	1.5	3	4	2.5 - 4	56
BE506300	1.1	2.2	3	3	4	6.3	4 - 6.3	88
BE510000	2.2	4	4	4	7.5	10	6.3 - 10	140
BE516000	4	7.5	9	9	12.5	16	10 - 16	224
BE520000	5.5	9	11	12.5	15	20	16 - 20	280
BE525000	5.5	12.5	12.5	15	22	25	20 - 25	350

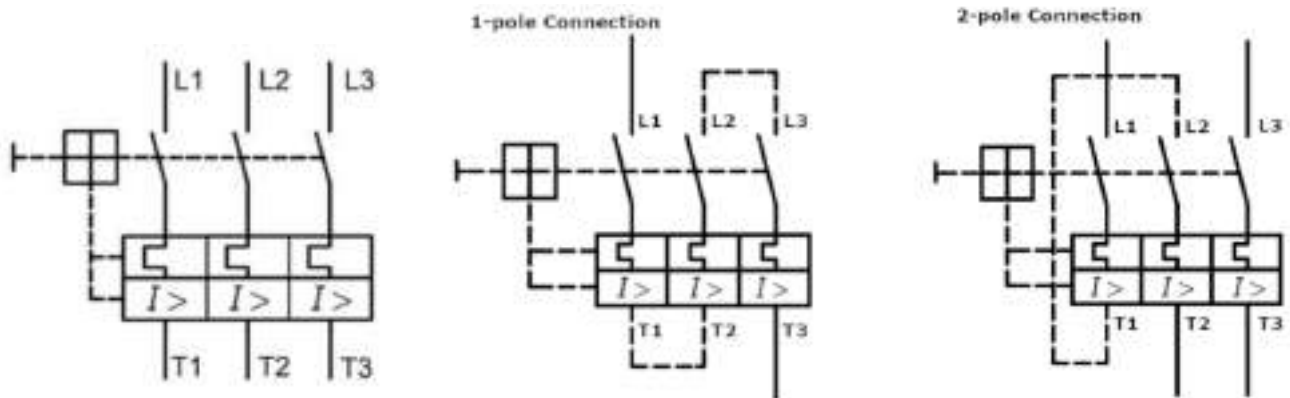
■ Tripping Characteristic Curve



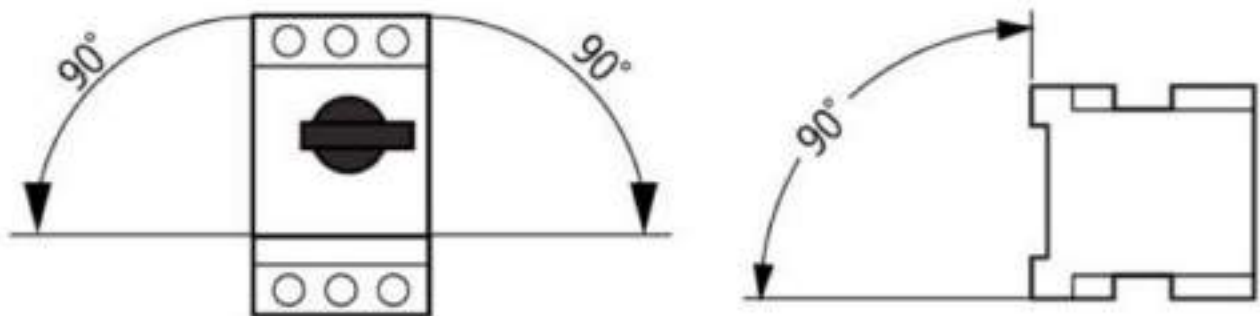
Let-through Energy Diagram



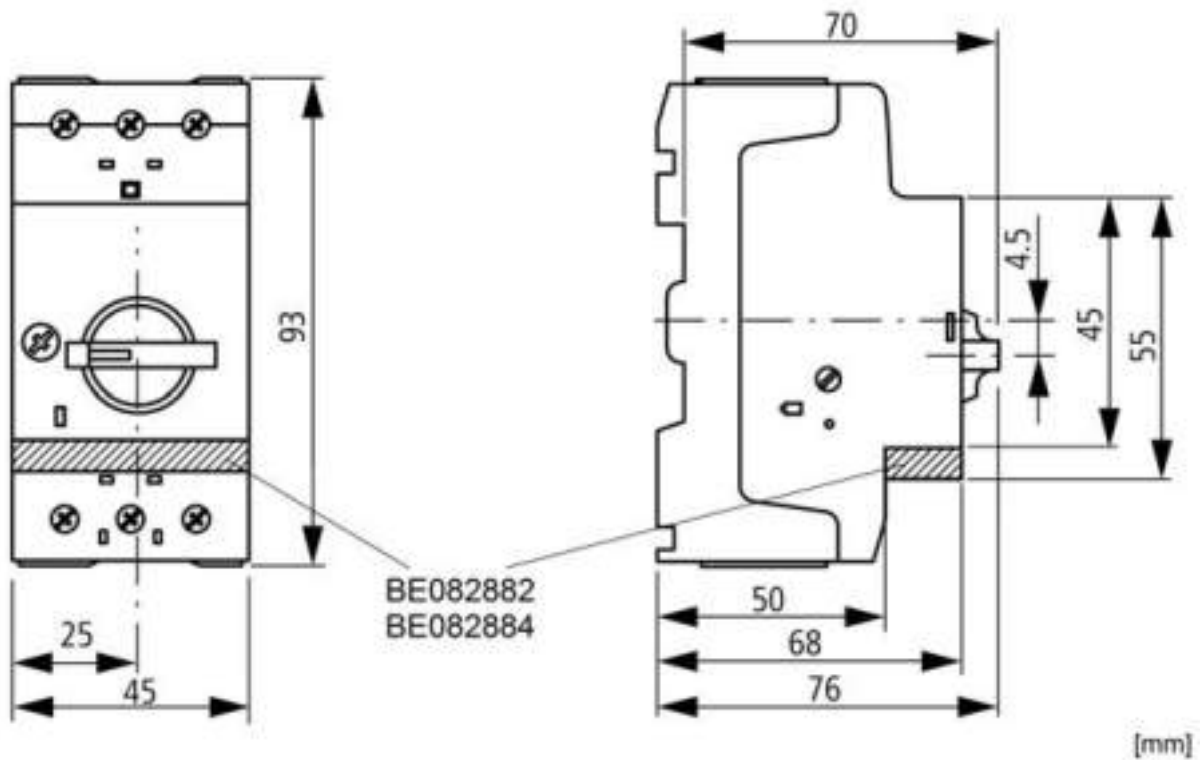
■ Wiring diagram



■ Mounting position



Dimensions



Articles

DESCRIPTION	ORDER NO.
Motor protection switches series BE5	
0.16 - 0.25A	BE500250
0.25 - 0.40A	BE500400
0.40 - 0.63A	BE500630
0.63 - 1.00A	BE501000
1.00 - 1.60A	BE501600
1.60 - 2.50A	BE502500
2.5A-4.0A	BE504000
4.0-6.3A	BE506300
6.3-10A	BE510000
10-16A	BE516000
16-20A	BE520000
20-25A	BE525000
25-32A	BE532000
Auxiliary contacts	
Auxiliary contact front, 1NO+1NC	BE082882
Auxiliary contact front, 1NO	BE082884